

evonicfires



BUILT-INS

Here for you...

NATIONWIDE RETAILER NETWORK

With our extensive network of over 300 dedicated retailers, it has never been easier to find the Evonic fire you are looking for. Our website features a detailed search engine to locate your nearest Evonic Fires dealer. Scan the QR code to view our Where to Buy page.



CUSTOMER SERVICE

Our dedicated team work tirelessly to ensure we offer the highest calibre of customer service. The Evonic Fires sales department are always on hand to answer any queries you may have regarding our products before or after you make a purchase, and our knowledgeable service department will always have time to discuss any after sales questions, to ensure you are getting the best performance from your Evonic fire.

FIVE YEAR WARRANTY



All our products come with a five year cover as standard. For year one, parts and labour will be covered, and to qualify for the additional four years, parts only warranty, consumers will have to register their product on the Evonic Fires website within 30 days of purchase. During years two to five there will be a manufacturers chargeable service call out option. Scan the QR code to be taken to the product registration page.



Manufactured in the United Kingdom. The images in this brochure are produced using photography and CGI. Although the utmost care has been taken to accurately portray our products, we always advise a viewing in person at an approved Evonic Fires retailer's showroom. Evonic Fires pride itself on constant development and improvement. All product descriptions and sizes are accurate at the time of publishing but are subject to change without formal notice.



WHERE INNOVATION MEETS ELEGANCE!

Founded in 2005 in Stratford-upon-Avon, the heart of Shakespeare country, CK Fires Ltd is a multi-award-winning manufacturer of cutting-edge electric fires. Its Evonic Fires brand combines craftsmanship with advanced technology, offering a variety of styles, sizes, and flame effects to suit any interior.

From our 30,000 sq ft manufacturing facility, every appliance is carefully assembled using top-quality components, ensuring innovation, reliability, and longevity. Choosing an Evonic Fires fire adds warmth and style to your home, supports British jobs, and helps reduce your carbon footprint — delivering a fire that's as responsible as it is beautiful.



Contents..

Setting the mood	4
Cotswold fixed logs	5
Glass	6
Size chart	7
Volektra	8 - 11
Genesis	12 - 15
Double-Sided	16 - 17
e-lectra	18 - 21
Volante	22 - 25
Kinver SL	26 - 29
Octane	30 - 31
Measurements	32 - 34
TV Options	35

Setting the mood...


CONTROLLING YOUR FIRE

Access and control the features of our fires through the e-smart Plus app on your phone or tablet. These fires are compatible with Amazon Alexa or Google Assistant for voice control. A remote handset comes as standard with all models, or can be integrated into a home automation system, such as Control 4.

LOW RUNNING COST

Based on a e-lectra 1500, the running cost, for 4 hours, using the flame effect only is less than 2p. Over the same period, but with turning the heat on, it's less than £1. *

*Energy usage based on a e-lectra 1500 fire. Prices are calculated using the UK: Energy Price Guarantee (April - June 2026) fixed unit rate of 25p per kWh. Please check your tariff for detailed cost of running. Prices rounded to nearest whole pence. Flame effect only calculation based on 4 hours usage. Heat calculation based on 4 hours of thermostatic usage with 50% duty cycle plus flame effect. Calculations do not include installation, maintenance, or servicing.



Cotswold fixed logs

Our Cotswold fixed logs fuel beds, meticulously hand-crafted at our factory in Warwickshire, are uniquely bespoke, featuring responsibly sourced real British Oak logs and authentic wood chipping details. To achieve a truly realistic charred look, each log is carefully charred by our skilled craftspeople. The fuel beds are then securely fixed using solvent-free resin, ensuring both quality and environmental responsibility.

This exceptional option is now available for our e-lectra, Volante, Genesis and Kinver SL built-in ranges.

Scan the QR code to view how our Cotswold fixed logs go through production.



Glass...

Our built-in models come with two premium glass options: High Definition (HD) and Ultra High Definition (UHD), each offering a unique viewing experience tailored to different preferences.

HD GLASS:

- Designed to enhance the visual quality of the flame, HD glass provides a sharp and vibrant display with enhanced clarity.
- It features a minimal reflection, allowing you to enjoy a crystal-clear view of the flame while still offering a slight, natural mirror-like effect that can add depth to the ambiance.
- The reflective surface can subtly reflect its surroundings, giving a cozy, immersive feel that enhances the atmosphere.

UHD GLASS:

- UHD glass is the ultimate choice for those seeking a flawless, uninterrupted view of the flame.
- Virtually eliminating all reflection, it creates the illusion that nothing separates you from the fire itself, providing a clean, ultra-clear view.
- The non-reflective surface ensures that the flame becomes the focal point of the room, delivering a more realistic and immersive experience without any distractions.

Both glass types are engineered to maintain superior heat resistance and durability, making them ideal for long-lasting performance in your space.



Size chart...

Our built-in models come in a variety of sizes, across our ranges, allowing you to find the exact fit to create a statement showpiece.



800T |
e-lectra, Volante
and Volektra



1000 |
e-lectra, Volante
and Volektra



1250 |
e-lectra, Volante
and Volektra



1500 |
e-lectra, Volante
and Volektra



1560 |
Volektra



1800 |
e-lectra, Volante
and Volektra



2100 |
Volektra



2400 |
Volektra

One fire, three configurations...

GF - one-sided 

GF2 - two-sided 

GF3 - three-sided 

Volektra

Meet the Volektra models - **new for 2026** - where innovation meets atmosphere. Designed to deliver immersive flame effects, crystal-clear viewing, and seamless smart home integration, Volektra transforms everyday spaces into warm, inviting environments. With multiple sizes and fuel bed effects to choose from, it offers the flexibility to create a look that's uniquely yours while bringing contemporary style and advanced performance into the heart of your home. Scan the QR code to see these stunning electric fires in action.



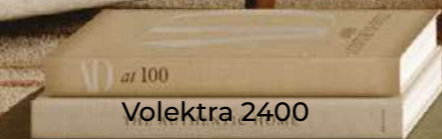
Specifications

- 1500W heat output
- Mirrored Black Rear Screen - enhances flame richness
- UHD Anti-Reflective front glass
- Heritage Oak Resin Set Logs - crafted by artisans
- Speed Control - adjust flame speed from a gentle simmer to a dynamic effect
- e-smart Plus app or remote control
- Compatible with Amazon Alexa and Google Assistant
- 8 model sizes to choose from
- Dimmable flame effect controlled via the app or remote
- 11 fuel bed effects to choose from
- Two or three-sided conversion panels included

See page 33 for measurements



Scan for
installation manuals





Volektra 2100



Volektra 1250



Volektra 800T



Volektra 1560



Volektra 1500



Volektra 1000



Volektra 1800

Genesis

The Genesis built-in electric fires showcase the peak of modern electric fire innovation, combining state-of-the-art design with sophisticated features. Featuring a distinctive holographic 4K screen, they deliver an impressively realistic flame effect that can be customised with high, medium, or low settings. Select from the Genesis Lite (1250mm) or the Genesis 1500mm and 1860mm models. Scan the QR code to see these stunning electric fires in action.



Specifications

- 1500W heat output
- 420mm deep
- Cotswold fixed hand-crafted logs
- e-smart Plus app or remote control
- Compatible with Amazon Alexa and Google Assistant
- Two or three-sided conversion panels included



Flame effect close-up

Genesis Lite

- HD front glass

Genesis

- UHD Anti-Reflective front glass
- Ambient mode lighting
- Upgraded remote control

See page 32 for measurements and fire size chart



Scan for
installation manuals

Genesis 1860





Genesis 1500



Genesis Lite 1250

Double-Sided

Experience contemporary elegance with our double-sided fires. The Halo 810 DS, Octane 1500 DS, and Octane 1030 DS offer stunning views, advanced flame effects, and cozy warmth — perfect for open-plan homes or commercial spaces. Stylish from every angle, these fires transform any room with modern sophistication.

Specifications

- 1500W heat output
- Split ceramic or British woodland log set
- HD glass
- e-smart Plus app and remote control
- Compatible with Amazon Alexa and Google Assistant

Halo DS

- LED technology and textured ribbons

Octane DS

- Patented e-illusion flame effect

See page 33 for measurements



Scan for
installation manuals



Halo 810 DS



Octane 1030 DS



Octane 1500 DS

e-lectra



Part of the Aura range, the e-lectra collection harnesses cutting-edge LED technology, delivering a hypnotic and modern flame picture. This mesmerising and virtually silent effect is available with 11 unique flame effects to choose from. Scan the QR code to see the flame effect in action.



Specifications

- 1500W heat output
- Speed Control - adjust flame speed from a gentle simmer to a dynamic effect
- Black rear screen - enhances flame richness
- British woodland log set or upgrade to Cotswold fixed hand-crafted logs*
- HD front glass or upgrade to UHD Anti-Reflective front glass*
- e-smart Plus app and remote control
- Compatible with Amazon Alexa and Google Assistant
- 5 model sizes to choose from
- Dimmable flame effect controlled via the app
- 11 flame effects to choose from
- Two or three-sided conversion panels included

See page 33 for measurements



Scan for
installation manual

e-lectra 1500





e-lectra 1800



e-lectra 800T



e-lectra 1000



e-lectra 1250

Volante



Part of the Aura range, the Volante collection utilises advanced LED technology to create a captivating and contemporary flame effect. These products are designed to deliver a visually stunning and mesmerising flame display, all while operating virtually silently. Scan the QR code to see the flame effect in action.



Specifications

- 1500W heat output
- Speed Control - adjust flame speed from a gentle simmer to a dynamic effect
- Black rear screen - enhances flame richness
- British woodland log set or upgrade to Cotswold fixed hand-crafted logs*
- HD front glass or upgrade to UHD Anti-Reflective front glass*
- e-smart Plus app and remote control
- Compatible with Amazon Alexa and Google Assistant
- 5 model sizes to choose from
- Dimmable flame effect controlled via the app
- A signature flame effect
- Two or three-sided conversion panels included

See page 33 for measurements



Scan for
installation manual

Volante 1800



Volante 1500



Volante 800T



Volante 1000



Volante 1250

Kinver SL



Part of the Aura range, the Kinver is a slimline (SL) design, measuring just 225mm in depth, that brings atmosphere to life with a captivating rotisserie flame effect, rich lighting and customisable animations. By upgrading the logs, it becomes a deluxe (DLX) model, enhancing flame depth, adjustable movement and thoughtful details - blending performance with style for a more immersive experience.

Specifications

- 1500W heat output
- Speed Control - adjust flame speed from a gentle simmer to a dynamic effect
- Black rear screen - enhances flame richness
- HD front glass
- British woodland real loose logs or upgrade to Cotswold fixed hand-crafted log set
- e-smart Plus app and remote control
- Compatible with Amazon Alexa and Google Assistant
- Overbed illumination
- Dimmable flame effect controlled via the app
- 11 flame effects
- Five model sizes to choose from
- Two or three-sided conversion panels included

See page 34 for measurements



Scan for
Installation Manual

Kinver 1800 SL






Kinver 1500 SL DLX



Kinver 850 SL



Kinver 1000 SL



Kinver 1250 SL

Octane



Octane, part of the Aura range, is powered by the patented e-illusion flame effect. By harnessing LED projection, we have created one of the first truly holographic flame effects on the market. Featuring breath-taking immersive flames and a stunning hypnotic fuel bed that gives an authentic glow, the Octane is the next generation in heating for the home. Scan the QR code to view the flame effect in action.



Specifications

- 1500W heat output
- Split ceramic or British woodland log set
- HD front glass
- e-smart Plus app and remote control
- Compatible with Amazon Alexa and Google Assistant
- 3 model sizes to choose from
- 1 flame effect
- Two or three-sided conversion panels included

See page 34 for measurements and fire size chart



Scan for installation manuals



Octane 1550



Octane 1150



Octane 1850

Measurements

GENESIS	GLASS WIDTH	GLASS HEIGHT	DEPTH
Genesis 1860	1868mm	406mm	423mm
Genesis 1500	1510mm	406mm	423mm
Genesis Lite 1250	1260mm	360mm	423mm



1250 |



1500 |



1860 |

For product dimensions of the models on the following three pages, please refer to the installation manuals by scanning the QR code.



Measurements

VOLEKTRA	GLASS WIDTH	GLASS HEIGHT	DEPTH
Volektra 2400	2400mm	415mm	300mm
Volektra 2100	2100mm	415mm	300mm
Volektra 1800	1750mm	415mm	300mm
Volektra 1560	1500mm	605mm	300mm
Volektra 1500	1500mm	415mm	300mm
Volektra 1250	1250mm	415mm	300mm
Volektra 1000	1000mm	415mm	300mm
Volektra 800T	800mm	590mm	300mm

DOUBLE-SIDED	GLASS WIDTH	GLASS HEIGHT	DEPTH
Halo 810 DS	803mm	1003mm	500mm
Octane 1500 DS	1500mm	335mm	496mm
Octane 1030 DS	1000mm	335mm	496mm

E-LECTRA	GLASS WIDTH	GLASS HEIGHT	FIRE DEPTH
e-lectra 1800	1750mm	415mm	300mm
e-lectra 1500	1500mm	415mm	300mm
e-lectra 1250	1250mm	415mm	300mm
e-lectra 1000	1000mm	415mm	300mm
e-lectra 800T	800mm	590mm	300mm

VOLANTE	GLASS WIDTH	GLASS HEIGHT	FIRE DEPTH
Volante 1800	1750mm	415mm	300mm
Volante 1500	1500mm	415mm	300mm
Volante 1250	1250mm	415mm	300mm
Volante 1000	1000mm	415mm	300mm
Volante 800T	800mm	590mm	300mm

Measurements

KINVER SL	GLASS WIDTH	GLASS HEIGHT	DEPTH
Kinver 1800 SL	1755mm	415mm	225mm
Kinver 1500 SL	1506mm	415mm	225mm
Kinver 1250 SL	1255mm	415mm	225mm
Kinver 1000 SL	1035mm	413mm	225mm
Kinver 850 SL	853mm	413mm	225mm

OCTANE	GLASS WIDTH	GLASS HEIGHT	DEPTH
Octane 1850	1850mm	335mm	301mm
Octane 1550	1550mm	335mm	301mm
Octane 1150	1150mm	335mm	301mm



Octane 1150 |



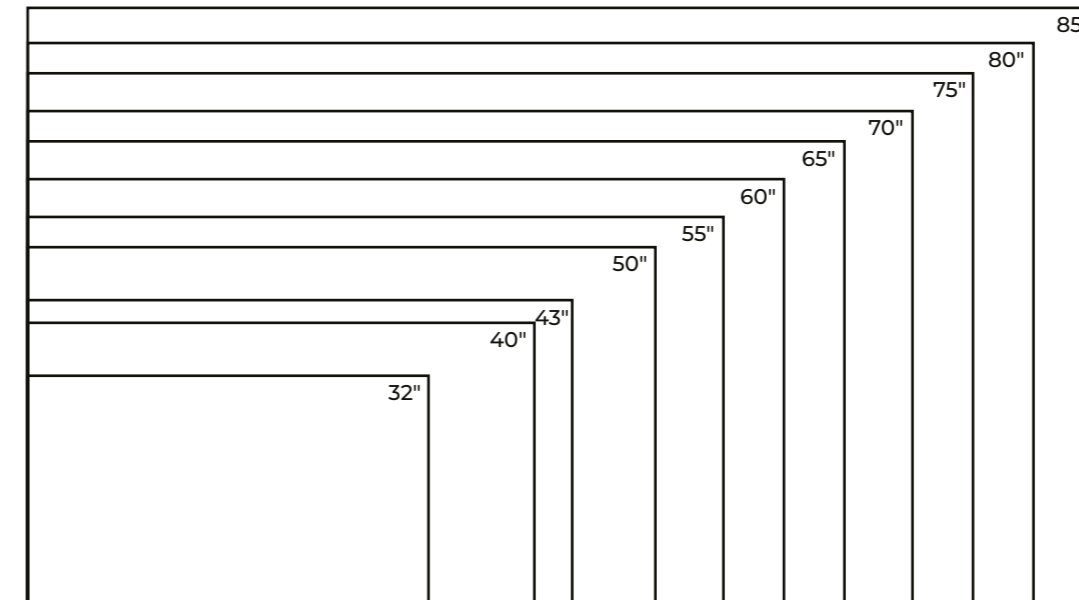
Octane 1550 |



Octane 1850 |

TV Options

Choosing the ideal size TV is a vital aspect to consider when building your media-wall. Ideally, you want the television to be slightly narrower than the width of the fire in order for your wall not to look top-heavy. Below is a diagram and table to assist you, and dimensions of the fires can be found on pages 32-34.



TV SIZE	TV WIDTH	TV HEIGHT
32"	709mm	399mm
40"	886mm	498mm
43"	953mm	536mm
50"	1107mm	622mm
55"	1217mm	686mm
60"	1328mm	747mm
65"	1440mm	810mm
70"	1549mm	871mm
75"	1661mm	935mm
80"	1770mm	996mm
85"	1882mm	1059mm

evonicfires

DEALER STAMP

ISSUE 03

+44 (0) 1789 263868 | sales@evonicfires.co.uk | www.evonicfires.co.uk |       

PART OF **NIBE** GROUP