

evonicfires
quality electric fires built in britain



INSETS | STOVES | SURROUNDS



“We strive to design and deliver sustainable products that are aspirational and driven by technology through innovation.”

ANDREW COX | MANAGING DIRECTOR



WHERE INNOVATION MEETS ELEGANCE!

Founded in 2005 in Stratford-upon-Avon, the heart of Shakespeare country, CK Fires Ltd are a multi-award-winning manufacturer. Our Evonic Fires brand is proud to produce a range of British built electric appliances and are considered as one of the most technically advanced manufacturers in the world. Our range has a heating solution to suit any interior, with a variety of styles, sizes and flame effects to choose from.

Adding an electric fire provides a comfortable and attractive solution for those looking to add warmth and style to their living space.



LEADERS OF ELECTRIC FIRES

Evonic Fires occupy a 30,000sq ft manufacturing facility and produce some of the most advanced electric fires in the world, creating an abundance of products to fit any interior. Using components sourced from leading suppliers and assembled at our factory premises, Evonic Fires strive to achieve excellence with every fire we despatch. You can also be confident that in choosing an Evonic Fires appliance you are supporting British jobs, reducing your carbon footprint through shorter supply chains, and investing in a product that is built to last.



CERTIFICATION

Our company, CK Fires Ltd, are both ISO 14001 and 9001 certified. Our ISO 14001 certification is for our Environmental Management System, which assists us in minimising our effect on the environment through more efficient use of our resources and reduction of our waste. Our ISO 9001 certification provides guidance for our Quality Management System, which assists us to fulfil requirements and ensure customer satisfaction, while continuously improving the effectiveness of our operations.



PART OF **NIBE** GROUP

CK Fires Ltd is a group member of NIBE, a Swedish multinational company that specialises in energy-efficient and environmentally friendly heating solutions. NIBE is a world leader in heating technology, with a wide range of products and solutions for homes, commercial buildings, and industrial applications.

Here for you...

NATIONWIDE RETAILER NETWORK

With our extensive network of over 300 dedicated retailers, it has never been easier to find the Evonic fire you are looking for. Our website features a detailed search engine to locate your nearest Evonic Fires dealer, and you can even narrow the search down to find particular ranges or models using our product filter tool. Scan the QR code to view our retailers page.



CUSTOMER SERVICE

Our dedicated team work tirelessly to ensure we offer the highest calibre of customer service. The Evonic Fires sales department are always on hand to answer any queries you may have regarding our products before or after you make a purchase, and our knowledgeable service department will always have time to discuss any after sales questions, to ensure you are getting the best performance from your Evonic fire.

FIVE YEAR WARRANTY



All our products come with a five year cover as standard. For year one, parts and labour will be covered, and to qualify for the additional four years, parts only warranty, consumers will have to register their product on the Evonic Fires website within 30 days of purchase. During years two to five there will be a manufacturers chargeable service call out option. Scan the QR code to be taken to the product registration page.





Fireplaces made by craftsmen in the heart of Great Britain

We combine traditional craftsmanship with modern materials and techniques to create a range of meticulously designed products at our factory in Nottingham.

At TRENT, we understand that the fireplace is the centrepiece of any room. That's why each of our surrounds are individually manufactured, receiving the care and attention to detail that truly sets us apart.

Our surrounds are crafted from medium-density fibreboard (MDF) and come in a variety of colours to suit your style.

MDF is an engineered wood product made by refining hardwood or softwood residuals into wood fibres.



C800 4-sided model shown within the Chesneys Alderney fire surround

Black Edition

Introducing the Black Edition Models - Elevate Your Experience

We are thrilled to unveil our new Black Edition models, now available across the e-lectra range.

The Black Edition features a sophisticated black rear screen, meticulously designed to minimise reflections, and enhance the vibrancy of the flame colours, bringing your space to life with more intensity. The UHD (HD for inset models) front glass, nearly invisible to the eye, offers an ultra-clear view that perfectly complements our exquisitely crafted real logs. And, the speed control feature lets you adjust the flame speed, ranging from a gentle simmer to a lively, dynamic effect.

Discover the ultimate in clarity, vibrancy, and design with the Black Edition – where innovation meets elegance.

Setting the mood...

CONTROLLING YOUR FIRE

Access and control the features of our fires through the e-smart cloud app on your phone or tablet. These fires are compatible with Amazon Alexa or Google Assistant for voice control. A remote handset comes as standard with all models, or can be integrated into a home automation system, such as Control 4.

LOW RUNNING COST

Use our Energy Cost Calculator to see how affordable an Evonic fire is by visiting our website www.evonicfires.co.uk

Based on a C1, the running cost, for 4 hours, using the flame effect only is less than 2p. Over the same period, but with turning the heat on, it's less than £1. *




*Energy usage based on a C1 fire. Prices are calculated using the UK: Energy Price Guarantee (January 2025) fixed unit rate of 25p per kWh. Please check your tariff for detailed cost of running. Prices rounded to nearest whole pence. Flame effect only calculation based on 4 hours usage. Heat calculation based on 4 hours of thermostatic usage with 50% duty cycle plus flame effect. Calculations do not include installation, maintenance, or servicing.

Fascia options

BROOKLYN ARGENTA STRELLAR COLORADO DETROIT BALHAM



AVAILABLE IN 16" AND 22"



Model	Polished Chrome	Nickel	Brass	Black	Gold
Brooklyn	✓	N/A	N/A	N/A	N/A
Argenta	✓	✓	N/A	N/A	N/A
Stellar	✓	✓	N/A	N/A	✓
Colorado	✓	✓	✓	✓	N/A
Detroit	N/A	N/A	N/A	✓	N/A
Balham	✓	✓	N/A	N/A	✓



e-lectra effect

The **e-lectra** range from Evonic Fires harnesses cutting-edge LED technology, coupled with a hypnotic and modern flame picture. This mesmerising and virtually silent effect is available with 11 unique flame effects to choose from, and is available in all appliances within this brochure. Scan the QR code to view our **e-lectra** flame effect in action.



e-lectra C1



e-lectra
C-series
inset range

At 300mm in depth, the e-lectra C1 model is the deepest inset in the Evonic Fires range. Designed to seamlessly fit into a standard 16" x 22" opening, the C1 incorporates reflective side panels to further enhance the flame picture and highlight the expanse of this superb fire.

Specifications

- Concealed 750/1500W heat output
- 300mm full depth fuel bed or reduce to 225mm with optional spacer
- Six distinct fascia options - pg 15
- Available as 16 or 22-inch
- Glass fronted (except Detroit which is acrylic)
- Remote or e-smart cloud app control
- Authentic log fuel bed
- Depth enhancing, reflective side panels
- Works with Amazon Alexa and Google Assistant
- 11 flame effects to choose from
- Upgrade to **Black Edition** - see pages 12-13



C1 Detroit 22" in black within the TRENT Millbrook surround



C1 Balham 16" in gold within the TRENT Brookfield surround



C1 Argenta 16" shown in nickel within the TRENT Chelsea surround

Details for TRENT surrounds are available on page 38

e-lectra C2



e-lectra
C-series
inset range

With a depth of 200mm, the e-lectra C2 model harnesses the same impressive features as the C1. With its impressive flame window, and a choice of 11 varying flame effects, the C2 is sure to be the centrepiece your living room deserves.

Specifications

- Concealed 750/1500W heat output
- 200mm mid depth fuel bed or reduce to 125mm with optional spacer
- Six distinct fascia options - pg 15
- Available as 16 or 22-inch
- Glass fronted (except Detroit which is acrylic)
- Remote or e-smart cloud app control
- Authentic log fuel bed
- Depth enhancing, reflective side panels
- Works with Amazon Alexa and Google Assistant
- 11 flame effects to choose from
- Upgrade to **Black Edition** - see pages 12-13



C2 Stellar 16" shown in nickel within the TRENT Modena surround



C2 Colorado 16" shown in brass within the TRENT Chelsea surround



C2 Brooklyn 22" shown in polished chrome within the TRENT Benidorm surround

e-lectra C3



e-lectra
C-series
inset range

The e-lectra C3 is an ideal choice for customers who require an exceptional, standard 150mm depth inset. Customers can choose from six distinct fascia options to perfectly suit their décor, with the added comfort of controlling the features of their fire from the comfort of their sofa.

Specifications

- Concealed 750/1500W heat output
- 150mm in depth or reduce to 75mm with optional spacer
- Six distinct fascia options - pg 15
- Available as 16 or 22-inch
- Glass fronted (except Detroit which is acrylic)
- Remote or e-smart cloud app control
- Authentic log fuel bed
- Depth enhancing, reflective side panels
- Works with Amazon Alexa and Google Assistant
- 11 flame effects to choose from
- Upgrade to **Black Edition** - see pages 12-13



C3 Balham 22" shown in nickel within the TRENT Benidorm surround



C3 Colorado 16" shown in brass within the TRENT Benidorm Arch surround



C3 Stellar 16" shown in polished chrome within the TRENT Newland surround

Details for TRENT surrounds are available on page 38

e-lectra Campden

**BLACK
EDITION**
SEE PAGES 12-13

Introducing our latest premium freestanding appliance, designed to deliver the highest heat output in our stove range with unmatched style. Finished in a sleek, modern aesthetic, it's part of the exclusive Black Edition, featuring UHD anti-reflective front glass for a crystal-clear view of the flames. Handcrafted Cotswold logs add a touch of rustic elegance, while the robust full-steel construction guarantees lasting durability and quality.

Specifications

- Concealed 2000W heat output
- Finished in Anthracite
- Speed control feature
- Black rear screen
- UHD Anti-Reflective front glass
- Cotswold fixed hand-crafted logs
- Full steel construction
- Remote or e-smart cloud app control
- Works with Amazon Alexa and Google Assistant
- 11 flame effects to choose from



Campden 4 within the
Chesneys Gaumont surround



Cotswold fixed hand-crafted logs



Campden 5 within the TRENT Cheshire surround

e-lectra C600

**BLACK
EDITION**

SEE PAGES 12-13

The e-lectra C600 stove is a perfect all-rounder. The versatility this model offers when deciding on installation is a huge benefit, with the C600 being easily installed into fireplace hearths or wall cavities to create an impressive focal point.

Specifications

- Concealed 750/1500W heat output
- Traditional cassette-style design
- Available with 3 or 4-sided frame
- Speed control feature
- Black rear screen
- UHD Anti-Reflective front glass
- Cotswold fixed hand-crafted logs
- Two fitting configurations available -
Floor based or wall insert
- Finished in black - RAL9005
- Remote or e-smart cloud app control
- Works with Amazon Alexa and Google Assistant
- 11 flame effects to choose from



C600 4-sided model shown



Cotswold fixed hand-crafted logs



e-lectra
C600
flame effect



C600 3-sided model shown

e-lectra C800

**BLACK
EDITION**

SEE PAGES 12-13

Like the C600, the e-lectra C800 offers the option of being installed into fireplace hearths or wall cavities. Being a larger model, you get an expansive view allowing for a richer and more comprehensive appreciation of the flame picture.

Specifications

- Concealed 750/1500W heat output
- Traditional cassette-style design
- Available with 3 or 4-sided frame
- Speed control feature
- Black rear screen
- UHD Anti-Reflective front glass
- Cotswold fixed hand-crafted logs
- Two fitting configurations available -
Floor based or wall insert
- Finished in black - RAL9005
- Remote or e-smart cloud app control
- Works with Amazon Alexa and Google Assistant
- 11 flame effects to choose from



C800 3-sided model shown within the Chesneys Burlington fire surround



Cotswold fixed hand-crafted logs



e-lectra
C800
flame effect



C800 4-sided model shown

e-lectra C900

**BLACK
EDITION**

SEE PAGES 12-13

Create a hypnotising setting in your living space with the e-lectra C900, the essence of stylishness and efficiency. As the largest stove in the C-series range, its streamlined design is the perfect addition, blending effortlessly with any taste and style.

Specifications

- Concealed 750/1500W heat output
- Traditional cassette-style design
- Available with 3 or 4-sided frame
- Speed control feature
- Black rear screen
- UHD Anti-Reflective front glass
- Cotswold fixed hand-crafted logs
- Two fitting configurations available -
Floor based or wall insert
- Finished in black - RAL9005
- Remote or e-smart cloud app control
- Works with Amazon Alexa and Google Assistant
- 11 flame effects to choose from



C900 3-sided model shown



Cotswold fixed hand-crafted logs



e-lectra
C900
flame effect



C900 4-sided model shown within the Chesneys Monroe fire surround

e-lectra Banff

With its hypnotic flame display and British Woodland real log set, the e-lectra Banff is the latest, striking addition to the Evonic stove family. This plug-and-play stove requires minimal installation and setup, so you can sit back and enjoy the ambient warmth in no time.

Specifications

- 750/1500W heat output
- Freestanding for easy install
- British Woodland real log set
- 3-sided viewing windows
- Curved front door
- Full steel construction
- Remote or e-smart cloud app control
- Works with Amazon Alexa and Google Assistant
- 11 flame effects to choose from



Genesis insets

The Genesis inset range delivers a sleek and contemporary electric fireplace experience. Featuring advanced LCD technology, these electric fires showcase remarkably lifelike flames, adjustable to three distinct settings for a captivating visual display.

Specifications

- 1300W heat output
- LCD Technology
- 75mm recessed depth
- Three flame settings - high / medium / low
- Six distinct fascia options - pg 15
- Available as 16 or 22-inch
- Glass fronted
- Real Oak fuel bed
- Remote or e-smart cloud app control
- Works with Amazon Alexa and Google Assistant

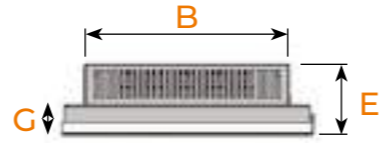

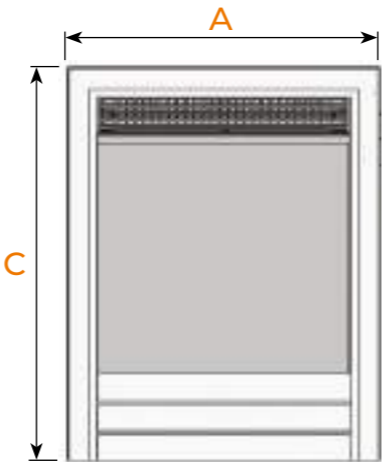


Genesis Colorado 22" shown in nickel within the TRENT Modena surround

Details for TRENT surrounds are available on page 38

Dimensions

Model	Width		Height		Depth		
	Overall (A)	Insert (B)	Overall (C)	Insert (D)	Overall (E)	Insert (F)	Frame (G)
C1 Brooklyn 16"	490mm	382mm	605mm	550mm	325mm	300mm	25mm
C1 Argenta 16"	464mm	382mm	615mm	550mm	315mm	300mm	15mm
C1 Strellar 16"	515mm	382mm	620mm	550mm	370mm	300mm	70mm
C1 Colorado 16"	460mm	382mm	605mm	550mm	325mm	300mm	25mm
C1 Detroit 16"	460mm	382mm	605mm	550mm	340mm	300mm	40mm
C1 Balham 16"	490mm	382mm	605mm	550mm	325mm	300mm	25mm
C1 Brooklyn 22"	645mm	382mm	605mm	550mm	325mm	300mm	25mm
C1 Argenta 22"	638mm	382mm	620mm	550mm	315mm	300mm	15mm
C1 Strellar 22"	655mm	382mm	615mm	550mm	370mm	300mm	70mm
C1 Colorado 22"	645mm	382mm	605mm	550mm	325mm	300mm	25mm
C1 Detroit 22"	636mm	382mm	605mm	550mm	340mm	300mm	40mm
C1 Balham 22"	645mm	382mm	605mm	550mm	325mm	300mm	25mm
C2 Brooklyn 16"	490mm	382mm	605mm	550mm	225mm	200mm	25mm
C2 Argenta 16"	464mm	382mm	620mm	550mm	215mm	200mm	15mm
C2 Strellar 16"	515mm	382mm	620mm	550mm	270mm	200mm	70mm
C2 Colorado 16"	460mm	382mm	605mm	550mm	225mm	200mm	25mm
C2 Detroit 16"	460mm	382mm	605mm	550mm	240mm	200mm	40mm
C2 Balham 16"	490mm	382mm	605mm	550mm	225mm	200mm	25mm
C2 Brooklyn 22"	645mm	382mm	605mm	550mm	225mm	200mm	25mm
C2 Argenta 22"	638mm	382mm	615mm	550mm	215mm	200mm	15mm
C2 Strellar 22"	655mm	382mm	620mm	550mm	270mm	200mm	70mm
C2 Colorado 22"	645mm	382mm	605mm	550mm	225mm	200mm	25mm
C2 Detroit 22"	636mm	382mm	605mm	550mm	240mm	200mm	40mm
C2 Balham 22"	645mm	382mm	605mm	550mm	225mm	200mm	25mm
C3 Brooklyn 16"	490mm	382mm	605mm	550mm	175mm	150mm	25mm
C3 Argenta 16"	464mm	382mm	590mm	550mm	165mm	150mm	15mm
C3 Strellar 16"	515mm	382mm	615mm	550mm	220mm	150mm	70mm
C3 Colorado 16"	460mm	382mm	605mm	550mm	175mm	150mm	25mm
C3 Detroit 16"	460mm	382mm	590mm	550mm	190mm	150mm	40mm



Model	Width		Height		Depth		
	Overall (A)	Insert (B)	Overall (C)	Insert (D)	Overall (E)	Insert (F)	Frame (G)
C3 Balham 16"	460mm	382mm	605mm	550mm	175mm	150mm	25mm
C3 Brooklyn 22"	645mm	382mm	605mm	550mm	175mm	150mm	25mm
C3 Argenta 22"	638mm	382mm	615mm	550mm	165mm	150mm	15mm
C3 Strellar 22"	655mm	382mm	620mm	550mm	220mm	150mm	70mm
C3 Colorado 22"	645mm	382mm	605mm	550mm	175mm	150mm	25mm
C3 Detroit 22"	636mm	382mm	605mm	550mm	190mm	150mm	40mm
C3 Balham 22"	645mm	382mm	605mm	550mm	175mm	150mm	25mm
Campden 4	436mm	N/A	612mm	N/A	322mm	N/A	N/A
Campden 5	532mm	N/A	647mm	N/A	322mm	N/A	N/A
C600 3-sided	693mm	600mm	546mm	500mm	309mm	302mm	7mm
C600 4-sided	693mm	600mm	579mm	500mm	309mm	302mm	7mm
C800 3-sided	800mm	705mm	645mm	600mm	325mm	320mm	5mm
C800 4-sided	800mm	705mm	680mm	600mm	325mm	320mm	5mm
C900 3-sided	895mm	800mm	533mm	490mm	325mm	320mm	5mm
C900 4-sided	895mm	800mm	570mm	490mm	325mm	320mm	5mm
Banff	460mm	N/A	670mm	N/A	355mm	N/A	N/A
Genesis Brooklyn 16"	490mm	382mm	605mm	550mm	150mm	75mm	75mm
Genesis Argenta 16"	464mm	382mm	615mm	550mm	140mm	75mm	65mm
Genesis Strellar 16"	515mm	382mm	620mm	550mm	195mm	75mm	120mm
Genesis Colorado 16"	460mm	382mm	605mm	550mm	150mm	75mm	75mm
Genesis Detroit 16"	460mm	382mm	605mm	550mm	165mm	75mm	90mm
Genesis Balham 16"	490mm	382mm	605mm	550mm	150mm	75mm	75mm
Genesis Brooklyn 22"	645mm	382mm	605mm	550mm	150mm	75mm	80mm
Genesis Argenta 22"	638mm	382mm	615mm	550mm	140mm	75mm	70mm
Genesis Strellar 22"	655mm	382mm	620mm	550mm	195mm	75mm	125mm
Genesis Colorado 22"	645mm	382mm	605mm	550mm	150mm	75mm	80mm
Genesis Detroit 22"	636mm	382mm	605mm	550mm	165mm	75mm	95mm
Genesis Balham 22"	645mm	382mm	605mm	550mm	150mm	75mm	80mm


NOTE: Colorado 22" formally named Kepler 22".

SPACER OPTIONS

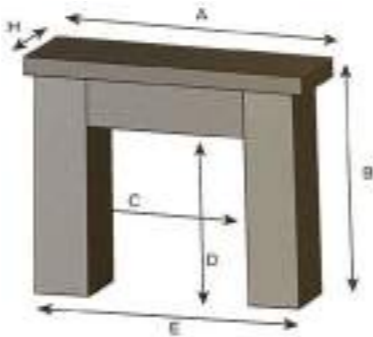
Can't find a model that suits the depth of your fire? A spacer may be exactly what you need! Our 75mm spacer frame can be easily fitted to the rear of all C1, C2, C3 and Genesis inset models, and will reduce the required depth of the inset by 75mm.



TRENT Colours & Dimensions



Model	A	B	C	D	E	H	Rebate
Benidorm 48"	48"	42.75"	30"	33"	44"	7.75"	1 to 4.5"
Benidorm 54"	54"	42.75"	32"	33"	50"	7.75"	1 to 4.5"
Benidorm Arch 48"	48"	42.75"	30"	33 - 34"	44"	7.75"	1 to 4.5"
Benidorm Arch 54"	54"	42.75"	32"	33 - 34"	50"	7.75"	1 to 4.5"
Brookfield 48"	48"	43.25"	30"	34"	44"	7.25"	1 to 3"
Brookfield 54"	54"	44.5"	34"	34"	50"	7.25"	1 to 3"
Chelsea 54"	54"	47.5"	35"	36"	50.5"	8.5"	1 to 3"
Chelsea 60"	60"	47.5"	36"	36"	53"	8.5"	1 to 3"
Cheshire 50"	50"	47"	33.5"	36"	48.5"	7.5"	1 to 3"
Cheshire 56"	56"	47"	35.5"	36"	52.5"	7.5"	1 to 3"
Millbrook 48"	48"	41.75"	30"	32"	44"	8"	1 to 4.5"
Millbrook 52"	52"	41.75"	32"	32"	48"	8"	1 to 4.5"
Modena 48"	48"	41"	32"	32"	45"	7.5"	1 to 3.5"
Newland 48"	48"	44.5"	31"	33.5 - 35"	44"	8.25"	1 to 4"
Newland 54"	54"	44.5"	35"	33.5 - 35"	49.5"	8.25"	1 to 4"



Rebate measurement refers to the gap left on the inside of the fireplace surround where the marble may be fitted. All our fireplaces have an adjustable rebate as standard.

Download our brochures by scanning the QR code or from our website www.evonicfires.co.uk



Manufactured in the United Kingdom. The images in this brochure are produced using photography and CGI. Although the utmost care has been taken to accurately portray our products, we always advise a viewing in person at an approved Evonic Fires and TRENT retailer's showroom. We pride ourself on constant development and improvement. Product descriptions are accurate at the time of publishing but are subject to change.

Chesneys - www.chesneys.co.uk | 020 7627 1410.

evonicfires



DEALER STAMP

ISSUE 01

+44 (0) 1789 263868 | www.evonicfires.co.uk

sales@evonicfires.co.uk | trent@ckfires.co.uk

