

**evonicfires**  
quality electric fires built in britain



E-LECTRA SUITES 2025



# WHERE INNOVATION MEETS ELEGANCE!

---

Founded in 2005 in Stratford-upon-Avon, the heart of Shakespeare country, CK Fires Ltd are a multi-award-winning manufacturer. Our Evonic Fires brand is proud to produce a range of British built electric appliances and are considered as one of the most technically advanced manufacturers in the world. Our range has a heating solution to suit any interior, with a variety of styles, sizes and flame effects to choose from.

Adding an electric fire provides a comfortable and attractive solution for those looking to add warmth and style to their living space.

---





“We strive to design and deliver sustainable products that are aspirational and driven by technology through innovation.”

ANDREW COX | MANAGING DIRECTOR





## LEADERS OF ELECTRIC FIRES

Evonic Fires occupy a 30,000sq ft manufacturing facility and produce some of the most advanced electric fires in the world, creating an abundance of products to fit any interior. Using components sourced from leading suppliers and assembled at our factory premises, Evonic Fires strive to achieve excellence with every fire we despatch. You can also be confident that in choosing an Evonic Fires appliance you are supporting British jobs, reducing your carbon footprint through shorter supply chains, and investing in a product that is built to last.



## CERTIFICATION

Our company, CK Fires Ltd, are both ISO 14001 and 9001 certified. Our ISO 14001 certification is for our Environmental Management System, which assists us in minimising our effect on the environment through more efficient use of our resources and reduction of our waste. Our ISO 9001 certification provides guidance for our Quality Management System, which assists us to fulfil requirements and ensure customer satisfaction, while continuously improving the effectiveness of our operations.



## PART OF **NIBE** GROUP

CK Fires Ltd is a group member of NIBE, a Swedish multinational company that specialises in energy-efficient and environmentally friendly heating solutions. NIBE is a world leader in heating technology, with a wide range of products and solutions for homes, commercial buildings, and industrial applications.

# Here for you...

---

## NATIONWIDE RETAILER NETWORK

With our extensive network of over 300 dedicated retailers, it has never been easier to find the Evonic fire you are looking for. Our website features a detailed search engine to locate your nearest Evonic Fires dealer, and you can even narrow the search down to find particular ranges or models using our product filter tool. Scan the QR code to view our retailers page.



## CUSTOMER SERVICE

Our dedicated team work tirelessly to ensure we offer the highest calibre of customer service. The Evonic Fires sales department are always on hand to answer any queries you may have regarding our products before or after you make a purchase, and our knowledgeable service department will always have time to discuss any after sales questions, to ensure you are getting the best performance from your Evonic fire.

## FIVE YEAR WARRANTY



All our products come with a five year cover as standard. For year one, parts and labour will be covered, and to qualify for the additional four years, parts only warranty, consumers will have to register their product on the Evonic Fires website within 30 days of purchase. During years two to five there will be a manufacturers chargeable service call out option. Scan the QR code to be taken to the product registration page.







# Setting the mood...

## CONTROLLING YOUR FIRE

Access and control the features of our fires through the e-smart cloud app on your phone or tablet. These fires are compatible with Amazon Alexa or Google Assistant for voice control. A remote handset comes as standard with all models, or can be integrated into a home automation system, such as Control 4.

## LOW RUNNING COST

Use our Energy Cost Calculator to see how affordable an Evonic fire is by visiting our website [www.evonicfires.co.uk](http://www.evonicfires.co.uk)

Based on a Halo 1500, the running cost, for 4 hours, using the flame effect only is less than 2p. Over the same period, but with turning the heat on, it's less than £1. \*



\*Energy usage based on a Halo 1500 fire. Prices are calculated using the UK: Energy Price Guarantee (January 2025) fixed unit rate of 25p per kWh. Please check your tariff for detailed cost of running. Prices rounded to nearest whole pence. Flame effect only calculation based on 4 hours usage. Heat calculation based on 4 hours of thermostatic usage with 50% duty cycle plus flame effect. Calculations do not include installation, maintenance, or servicing.





## e-lectra effect

---

The **e-lectra** range from Evonic Fires harnesses cutting-edge LED technology, coupled with a hypnotic and modern flame picture. This mesmerising and virtually silent effect is available with 11 unique flame effects to choose from, and is available in all appliances within this brochure. Scan the QR code to view our **e-lectra** flame effect in action.



# Cubbington



The Cubbington's main attraction is the subtle sweeping curvature of the design, which adds a touch of elegance and modernity. Available in two sizes, 1350 and 1500, these suites can be controlled by remote, app or voice control systems. The heater provides warmth to a room in addition to the visual appeal and the glass front adds to the aesthetic appearance showcasing the realistic flames and glowing embers.

## Specifications

- 1500W heat output
- British woodland real log set
- Overbed illumination
- Independent fuel bed settings
- 11 flame effects to choose from
- Matching side panels
- See page 32 for woodwork finish options
- See page 33 for specifications



Cubbington 1500 in Black Onyx with matching side panels



Cubbington 1350 in White Onyx with matching side panels



# Heathcote



The Heathcote is available in two sizes, 1350 and 1500, and boasts a modern and visually appealing design characterised by clean lines and soft edge's for simple elegance. Operation is by remote control, app, or voice controlled via Alexa or Google. The glass front serves the dual purpose of enhancing the suite's aesthetics while also keeping the fuel beds looking pristine which maintains the visual appeal of the interior.

## Specifications

- 1500W heat output
- British woodland real log set
- Overbed illumination
- Independent fuel bed settings
- 11 flame effects to choose from
- See page 32 for woodwork finish options
- See page 32 for close up of soft edge corners
- See page 33 for specifications



Heathcote 1350 in White Onyx with matching side panels



Heathcote 1500 in Black Onyx with matching side panels

# Heathcote FS



By adding a plinth, the floor-standing version of the Heathcote benefits from simple installation enabling you to simply fix against a flat wall. Available in two sizes, 1350 and 1500, it comes in a variety of finishes. This suite boasts a modern and visually appealing design characterised by clean lines and soft edge's for simple elegance. Operation is by remote control, app, or voice controlled via Amazon Alexa or Google Assistant.

## Specifications

- 1500W heat output
- British woodland real log set
- Overbed illumination
- Independent fuel bed settings
- 11 flame effects to choose from
- See page 32 for woodwork finish options
- See page 32 for close up of soft edge corners
- See page 33 for specifications



Heathcote FS 1350 in White and Gunmetal



Heathcote FS 1350 in White, Sienna and Essence



Heathcote FS 1350 in White Onyx with matching side panels



Heathcote FS 1500 in Black Onyx with matching side panels



# Ledbury



The Ledbury is available in two sizes, 1350 and 1500, and has a soft edged two-step shelf and hearth combination. Operated by remote or smart control, there are multiple flame effects to choose from to suit any mood or décor. The glass front not only enhances the aesthetic appeal but also serves the functional purpose of keeping the fuel bed dust-free.

## Specifications

- 1500W heat output
- British woodland real log set
- Overbed illumination
- Independent fuel bed settings
- 11 flame effects to choose from
- See page 32 for woodwork finish options
- See page 32 for close up of soft edge corners
- See page 33 for specifications



Ledbury 1500 in Black and White Onyx accents with Black Onyx side panels



Ledbury 1350 in White and Soapstone accents with Soapstone side panels

# Welford



The Welford stands out with its mesmerising combination of colours, featuring accents of Oak, Black and White. This blend of colours and soft edges adds a touch of sophistication and versatility, and the inclusion of Oak slatted side panels brings an elegant touch to the design. Available in two sizes, 1350 and 1500, a full glass front enhances the visual appeal and acts as a barrier to protect the fuel bed from dust and debris.

## Specifications

- 1500W heat output
- British woodland real log set
- Overbed illumination
- Independent fuel bed settings
- Operated by remote control or app
- 11 flame effects to choose from
- See page 32 for close up of soft edge corners
- See page 33 for specifications





# Welford FS



By adding a plinth, the floor-standing version of the Welford benefits from simple installation enabling you to simply fix against a flat wall. Available in two sizes, 1350 and 1500, the Welford stands out with its mesmerising combination of colours, featuring accents of Oak, Black and White. This blend of colours and soft edges adds a touch of sophistication and versatility, and the inclusion of Oak slatted side panels brings an elegant touch to the design.

## Specifications

- 1500W heat output
- British woodland real log set
- Overbed illumination
- Independent fuel bed settings
- Operated by remote control or app
- 11 flame effects to choose from
- See page 32 for close up of soft edge corners
- See page 33 for specifications



Welford FS 1500 in tricolour complete with Oak slatted side panels



Welford FS 1350 in tricolour complete with Oak slatted side panels

# Vanquish FS



Combining exceptional design, advanced technology, and convenience, the Vanquish FS is available in three sizes with a deeper 300mm firebox. It offers seamless operation via remote control, an app, or voice commands. The glass front enhances the suite's elegance while keeping the fuel beds pristine, maintaining the interior's stunning visual appeal.

## Specifications

- 1500W heat output
- Fire sizes - 1000mm / 1250mm / 1500mm
- British woodland real log set
- Overbed illumination
- Independent fuel bed settings
- 11 flame effects to choose from
- See page 32 for woodwork finish options
- See page 33 for specifications



Vanquish FS 1250 with White shelf, Gunmetal hearth and Mineral Grey plinth



Vanquish FS 1500 in White and Tungsten



# E-lectra S



The E-lectra S is a modern electric suite designed with clean lines and simple elegance. It is available in two sizes, 1350 and 1500, and comes in eight different colours and a choice of two striking side panels, allowing you to choose the one that best complements your interior décor. Operation is user-friendly and versatile by remote, app or voice control. To maintain the suites aesthetic appeal, a glass front is included to keep the fuel bed and interior components looking pristine.

## Specifications

- 1500W heat output
- British woodland real log set
- Overbed illumination
- Independent fuel bed settings
- 11 flame effects to choose from
- See page 32 for woodwork and side panel finish options
- See page 33 for specifications



E-lectra S 1350 in Soapstone with Pewter side panels



E-lectra S 1500 in Tungsten with Pewter side panels



E-lectra S 1500 in White with Gold side panels

# Chiswick



The Chiswick suite offers a stylish and contemporary design, featuring a choice of 1000 or 1500 slimline fire for a sleek and modern look. Designed for convenience, it allows for a flat wall fix, making installation seamless without the need for extensive modifications. Enhancing the aesthetic appeal, the suite includes wooden slats in either black or oak, pre-cut to the required size for a perfect fit. A matching pelmet with an LED strip recess adds ambient lighting, creating a warm and inviting atmosphere. Additionally, the design accommodates a TV, making it a perfect centerpiece for any living space.

## Specifications

- 1500W heat output
- British woodland real log set
- Glass fronted
- Overbed illumination
- Independent fuel bed settings
- e-smart cloud app or remote control
- Compatible with Alexa and Google
- 11 flame effects to choose from
- Available in two sizes
- Flat wall fix
- See page 32 for woodwork finish options
- See page 32 for close up of soft edge corners
- See page 33 for specifications



Chiswick 1000 SL in White Onyx with Oak slats




Chiswick 1500 SL in Tungsten with Black slats




# Finish options

Woodwork colours - excluding the Welford



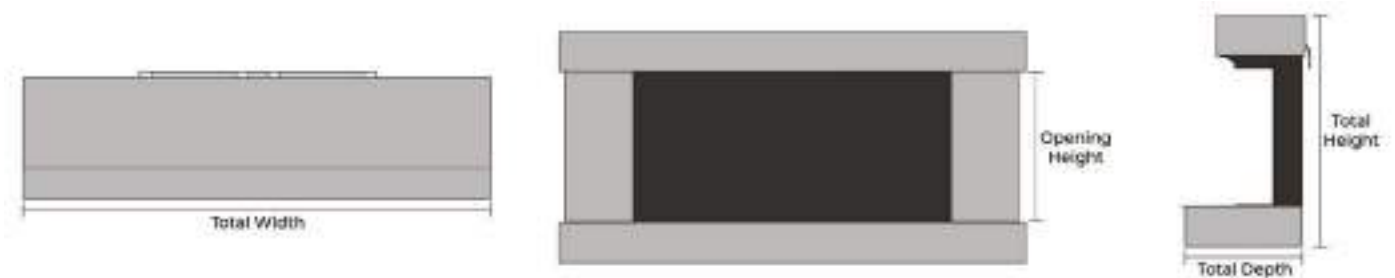
E-lectra S - Side Panel colours



Soft edge corners  
Heathcote, Ledbury, Welford & Chiswick



# Specifications



Model	Total Width	Opening Height	Total Depth	Total Height
Cubbington 1350	1350mm	416mm	330mm	671mm
Cubbington 1500	1500mm	416mm	330mm	671mm
Heathcote 1350	1350mm	416mm	330mm	636mm
Heathcote 1500	1500mm	416mm	330mm	636mm
Heathcote FS 1350	1350mm	416mm	330mm	864mm
Heathcote FS 1500	1500mm	416mm	330mm	864mm
Ledbury 1350	1350mm	416mm	330mm	671mm
Ledbury 1500	1500mm	416mm	330mm	671mm
Welford 1350	1350mm	416mm	330mm	636mm
Welford 1500	1500mm	416mm	330mm	636mm
Welford FS 1350	1350mm	416mm	330mm	864mm
Welford FS 1500	1500mm	416mm	330mm	864mm
Vanquish FS 1000	1370mm	416mm	405mm	825mm
Vanquish FS 1250	1625mm	416mm	405mm	825mm
Vanquish FS 1500	1880mm	416mm	405mm	825mm
E-lectra S 1350	1350mm	416mm	330mm	636mm
E-lectra S 1500	1500mm	416mm	330mm	666mm
Chiswick 1000 SL	1300mm	416mm	250mm	1980mm
Chiswick 1500 SL	1860mm	416mm	250mm	1980mm



---

Download our brochures by scanning the  
QR code or from our website  
**[www.evonicfires.co.uk](http://www.evonicfires.co.uk)**



---

Manufactured in the United Kingdom. The images in this brochure are produced using photography and CGI. Although the utmost care has been taken to accurately portray our products, we always advise a viewing in person at an approved Evonic Fires retailer's showroom. Evonic Fires pride itself on constant development and improvement. Product descriptions are accurate at the time of publishing but are subject to change.

---



# evonicfires

DEALER STAMP

ISSUE 01

+44 (0) 1789 263868 | [sales@evonicfires.co.uk](mailto:sales@evonicfires.co.uk) | [www.evonicfires.co.uk](http://www.evonicfires.co.uk)

